

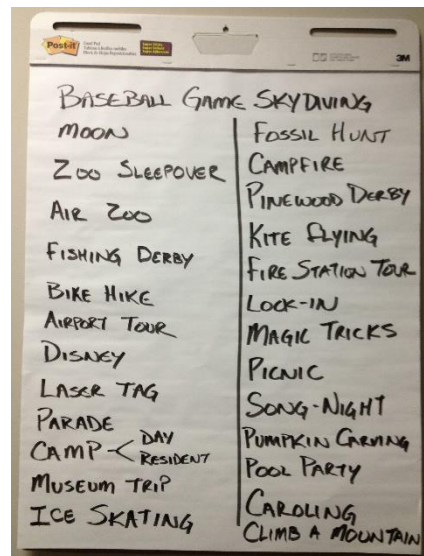
IDEAL YEAR OF SCOUTING PLANNING EXERCISE PLANNING OUT NEXT YEAR'S PROGRAM CALENDAR

Step #1:

At your unit's next meeting, ask Scouts and Parents what adventurous activities they would like to participate in for the next program year, August 2017 to July 2018.

- Make sure all suggestions are listed, nothing is left out.
- Even the most outlandish suggestions can be later pared down to a reasonable outing.
- Use web resources, and program materials to help foster new ideas. Packs and Troops can use Boy's Life magazines for ideas as well.

Here is an example of what you might see after you are finished: →

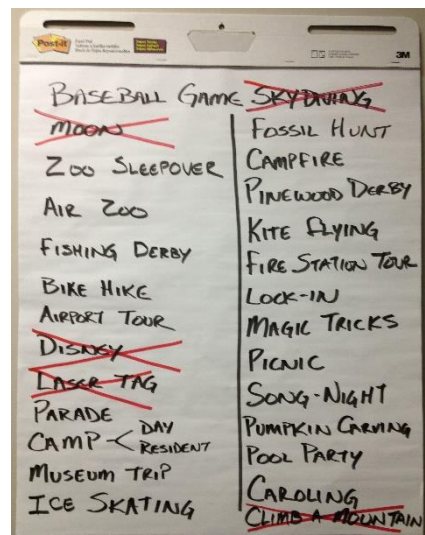


Step #2:

Take the sheets from the unit meeting and present them to your committee (Cub Scouts) or Patrol Leaders Council (Boy Scouts)

- Eliminate any items that are not feasible
- Add in National, Council or local unit Activities that may be offered.
- Check the Guide to Safe Scouting to make sure what you want to do is Safe for your Scouts and Parents

Here is an example: →

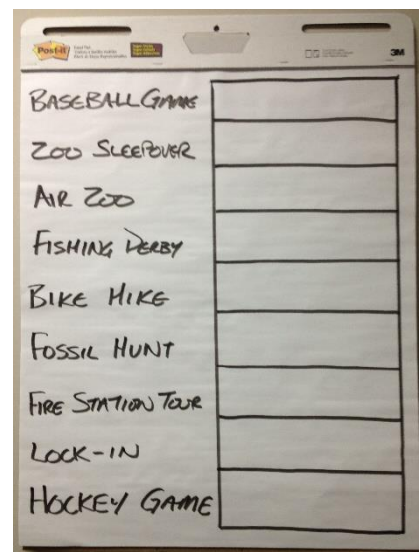


Step #3:

Take a new sheet and re-write the suggested activities out with enough space for your Scouts and Parents to vote on each suggestion.

- Give your Scouts and Parents three stickers that represent their 1st, 2nd, and 3rd choices for activities

Here is an example: →



Post the sheets up around the room so you don't end up with an area that would become bottle-necked. Ask the Scouts and Parents to put their stickers on 1st, 2nd, and 3rd choices.

Here is an example:

| | |
|-------------------|---------------------------|
| KITE FLYING DERBY | 2 |
| FIRE STATION TOUR | 3 |
| LOCK-IN | 1 7 3 1 2 1 |
| MAGIC TRICKS | 3 2 |
| PICNIC | 2 |
| SONG-NIGHT | 2 1 |
| PUMPKIN CARVING | 3 |
| POOL PARTY | 1 3 3 3 1 2 2 3 3 2 |
| CAROLING | 1 |
| SUB. SLEEPOVER | 1 3 2 |
| HOCKEY GAME | 1 2 1 7 3 3 3 |

| | |
|----------------|------------------------|
| BASE BALL GAME | 1 3 3 2 1 2 2 2 3 |
| ZOO SLEEPOVER | |
| AIR ZOO | 1 7 1 3 2 7 1 2 3 7 |
| FISHING DERBY | 1 3 |
| BIKE HIKE | 7 2 2 2 |
| AIRPORT TOUR | 1 3 3 2 |
| PARADE | 7 3 3 |
| RESIDENT CAMP | 1 2 |
| DAY CAMP | 2 |
| MUSEUM TRIP | 2 2 1 2 2 3 |
| ICE SKATING | 1 3 |
| FOSSIL HUNT | 3 3 |
| CAMPFIRE | 2 |

Step #5:

Tally up the point on the following scale:

1st choice = 15 Points, 2nd choice = 10 Points, 3rd choice = 5 Points

Once you have calculated the total points for each suggested activity mark that total next to the activity name. Now you have prioritized the activities and as a committee. Here is an example below:

| | | | |
|-------------------|----|---------------------------|---------------------------------|
| KITE FLYING DERBY | 10 | 2 | 1-0 x 5 2-1 x 10 3-0 x 0 |
| FIRE STATION TOUR | 5 | 3 | 1-0 x 0 2-1 x 10 3-1 x 5 |
| LOCK-IN | 75 | 1 7 3 1 2 1 | 1-7 x 60 2-1 x 10 3-1 x 5 |
| MAGIC TRICKS | 15 | 3 2 | 1-0 x 0 2-1 x 10 3-1 x 5 |
| PICNIC | 20 | 2 | 1-0 x 0 2-1 x 10 3-0 x 0 |
| SONG-NIGHT | 25 | 2 1 | 1-1 x 15 2-1 x 10 3-0 x 0 |
| PUMPKIN CARVING | 5 | 3 | 1-0 x 0 2-1 x 10 3-1 x 5 |
| POOL PARTY | 80 | 1 3 3 3 1 2 2 3 3 2 | 1-1 x 30 2-1 x 10 3-1 x 5 |
| CAROLING | 15 | 1 | 1-1 x 15 2-0 x 0 3-0 x 0 |
| SUB. SLEEPOVER | 30 | 1 3 2 | 1-1 x 15 2-1 x 10 3-1 x 5 |
| HOCKEY GAME | 70 | 1 2 1 7 3 3 3 | 1-2 x 30 2-1 x 10 3-1 x 5 |

| | | | |
|----------------|-----|------------------------|---------------------------------|
| BASE BALL GAME | 85 | 1 3 3 2 1 2 2 2 3 | 1-1 x 30 2-1 x 10 3-1 x 5 |
| ZOO SLEEPOVER | 0 | | 1-0 x 0 2-0 x 0 3-0 x 0 |
| AIR ZOO | 120 | 1 7 1 3 2 7 1 2 3 7 | 1-6 x 60 2-1 x 10 3-1 x 5 |
| FISHING DERBY | 25 | 1 3 | 1-1 x 15 2-0 x 0 3-1 x 5 |
| BIKE HIKE | 45 | 7 2 2 2 | 1-1 x 15 2-1 x 10 3-1 x 5 |
| AIRPORT TOUR | 35 | 1 3 3 2 | 1-1 x 15 2-1 x 10 3-1 x 5 |
| PARADE | 25 | 7 3 3 | 1-1 x 15 2-0 x 0 3-1 x 5 |
| RESIDENT CAMP | 25 | 1 2 | 1-1 x 15 2-1 x 10 3-0 x 0 |
| DAY CAMP | 10 | 2 | 1-0 x 0 2-1 x 10 3-0 x 0 |
| MUSEUM TRIP | 50 | 2 2 1 2 2 3 | 1-1 x 15 2-1 x 10 3-1 x 5 |
| ICE SKATING | 20 | 1 3 | 1-1 x 15 2-0 x 0 3-1 x 5 |
| FOSSIL HUNT | 10 | 3 3 | 1-0 x 0 2-0 x 0 3-1 x 5 |
| CAMPFIRE | 10 | 2 | 1-0 x 0 2-1 x 10 3-0 x 0 |

Step #6:

Now take the highest scoring suggested activities and figure out how they could be worked into your units 2017-2018 Program Calendar. After you have filled each of the months attempt to apply some of the activities that were left into Den or Patrol level activities. Here is an example:

Step #7:

Now put your activities into the Trails-End Program Planning worksheet. Over the months of May, June, and July **identify individuals in the unit who would be good for giving leadership to each of the activities**. Ask them to put together a budget for their activity and have it back to the Unit's August program planning meeting. Take all of the budgets at that program planning meeting and figure out a **per Scout dollar** amount for each activity. Think as if that was the fee your unit would charge for each event to a Scout. Plug all the activities and per Scout dollar amounts into the Trails-End Program Planning Worksheet, found at <http://www.michiganscouting.org/IdealYearofScouting>. You will also have to determine the dollars needed for the unit to provide advancements, supplies, and other expenses with in the unit's annual program year. After all the information has been recorded into the worksheet it will determine what it should cost your Scouts parents per year.

Here is an example:

**2017 Unit Program Planner**

Michigan Crossroads Council

| ONLY ENTER DATA IN HIGHLIGHTED SPACES | | | | | |
|-------------------------------------------------------------------------------------------------------------------|--|--|--|--|--|
| 1. Enter all your activities and costs per Scout under each month. | | | | | |
| 2. Enter your number of Scouts and unit popcorn commission % (30% base up to 36% in Michigan Crossroads Council). | | | | | |
| 3. Fill in the five shaded fields at the bottom of the sheet. | | | | | |

| | | |
|---------------------------------|--|-----|
| Unit Type and Unit # | | |
| Number of Scouts in Unit | | |
| Unit Popcorn Sales Commission % | | 30% |

| September | | October | | November | |
|------------|--------|------------|--------|------------|--------|
| Activities | Cost | Activities | Cost | Activities | Cost |
| | | | | | |
| | | | | | |
| | | | | | |
| | | | | | |
| | | | | | |
| | | | | | |
| | | | | | |
| | | | | | |
| | | | | | |
| Total Cost | \$0.00 | Total Cost | \$0.00 | Total Cost | \$0.00 |

| December | | January | | February | |
|------------|--------|------------|--------|------------|--------|
| Activities | Cost | Activities | Cost | Activities | Cost |
| | | | | | |
| | | | | | |
| | | | | | |
| | | | | | |
| | | | | | |
| | | | | | |
| | | | | | |
| | | | | | |
| | | | | | |
| Total Cost | \$0.00 | Total Cost | \$0.00 | Total Cost | \$0.00 |

| March | | April | | May | |
|------------|--------|------------|--------|------------|--------|
| Activities | Cost | Activities | Cost | Activities | Cost |
| | | | | | |
| | | | | | |
| | | | | | |
| | | | | | |
| | | | | | |
| | | | | | |
| | | | | | |
| | | | | | |
| | | | | | |
| Total Cost | \$0.00 | Total Cost | \$0.00 | Total Cost | \$0.00 |

| June | | July | | August | |
|------------|--------|------------|--------|------------|--------|
| Activities | Cost | Activities | Cost | Activities | Cost |
| | | | | | |
| | | | | | |
| | | | | | |
| | | | | | |
| | | | | | |
| | | | | | |
| | | | | | |
| | | | | | |
| | | | | | |
| Total Cost | \$0.00 | Total Cost | \$0.00 | Total Cost | \$0.00 |

| Per Scout Expenses: | | Unit Expenses: | |
|---------------------|--------------------------------------|--------------------------------------|---------|
| \$0 | Registration & Insurance (\$25/year) | Unit Total Activity Cost & Expenses | \$0 |
| \$0 | Boys' Life (\$12/year) | Scout Total Activity Cost & Expenses | \$0 |
| \$0 | Uniform | Other Expenses | \$0 |
| \$0 | Advancements | Unit Sales Goal | \$0 |
| \$0 | Total Expenses | Scout Sales Goal | #DIV/0! |

Register for the 2017 Popcorn Sale Today!

www.michiganscouting.org/popcorn.